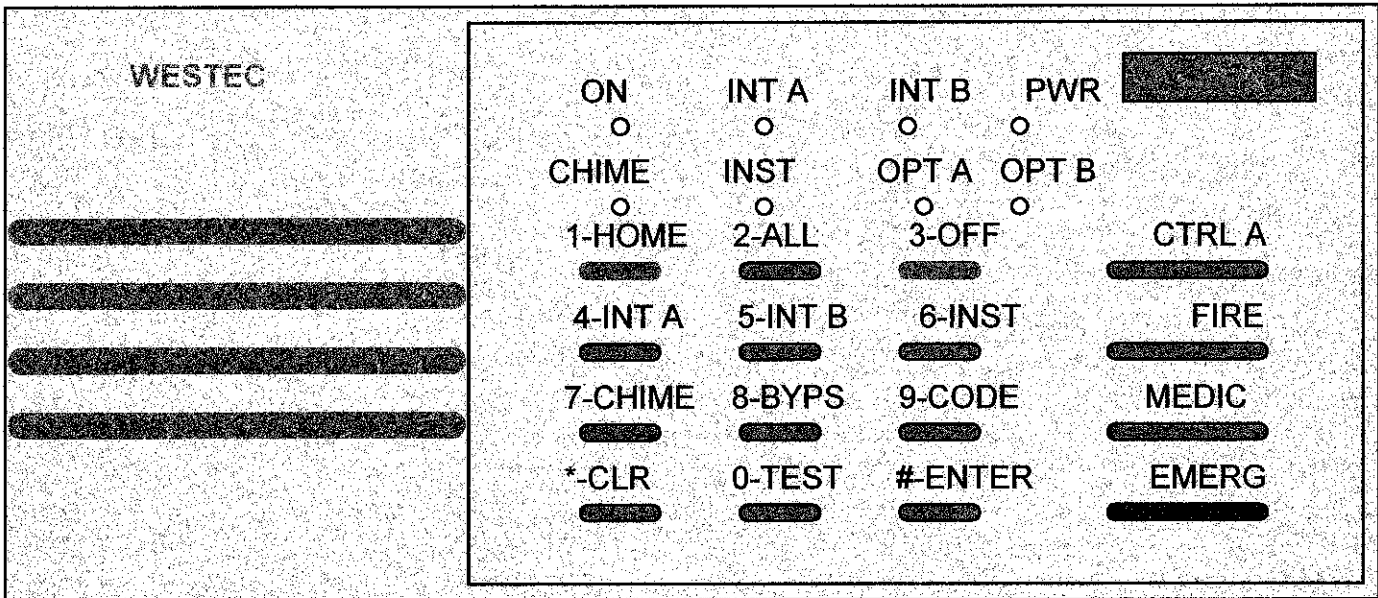
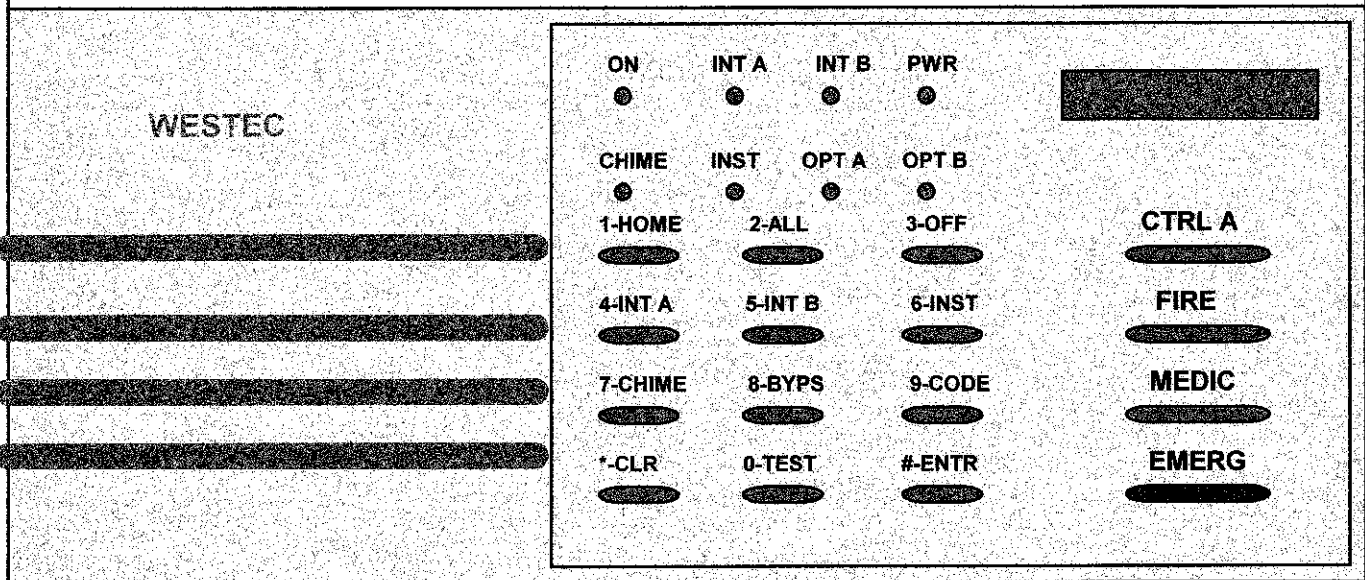
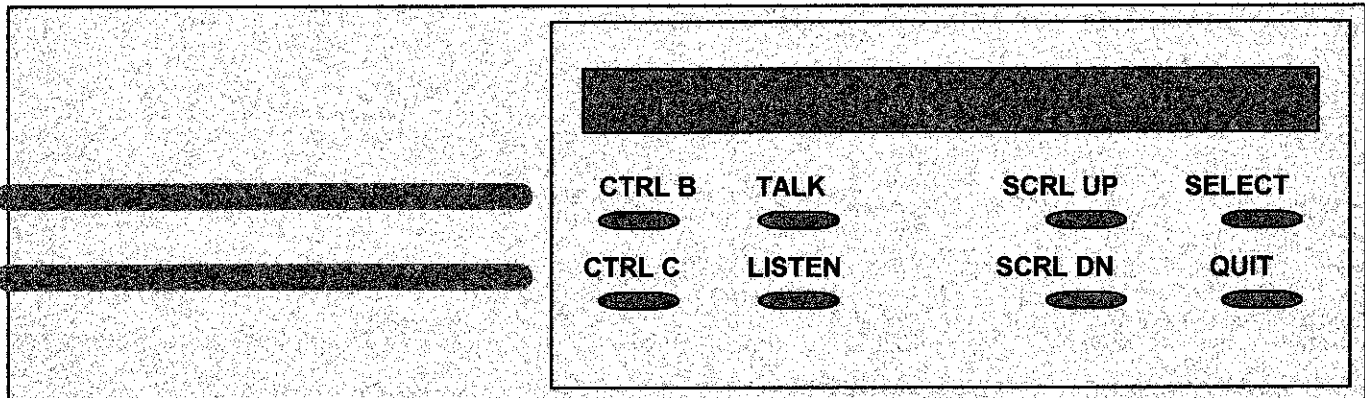


# W5000



LED KEYPAD



LCD KEYPAD

ARMING PERIMETER:	CODE + # (ENTER) + 1 (HOME) + # (ENTER)
ARMING PERIMETER + INTERIOR:	CODE + # (ENTER) + 2 (ALL) + # (ENTER)
DISARMING:	CODE + # (ENTER) + 3 (OFF) + # (ENTER)
MEDICAL/EMERGENCY RESET:	CODE + # (ENTER)
ENABLING/DISABLING INTERIOR A:	CODE + # (ENTER) + 4 (INT A) + # (ENTER)
ENABLING/DISABLING INTERIOR B:	CODE + # (ENTER) + 5 (INT B) + # (ENTER)
ENABLING/DISABLING INSTANT:	CODE + # (ENTER) + 6 (INST) + # (ENTER)
ENABLING/DISABLING CHIME:	CODE + # (ENTER) + 7 (CHIME) + # (ENTER)
FORCEARMING AROUND OPEN ZONES:	CODE + # (ENTER) + 1 (HOME) OR 2 (ALL) + 8 (BYP) + # (ENTER)
BYPASS ZONE AFTER SYSTEM IS ARMED:	CODE + # (ENTER) + 8 (BYP) + ZONE NUMBER + # (ENTER)
ADDING OR CHANGING MAID CODE:	CODE + # (ENTER) + 9 (CODE) + # (ENTER) + 9 (CODE) + SECONDARY CODE (2-9 DIGITS) + # (ENTER)
ENABLING/DISABLING A MAID CODE:	CODE + # (ENTER) + 9 (CODE) + # (ENTER)
SILENCING TROUBLE:	* (CLR) HOLD FOR 2 BEEPS
TESTING:	CODE + # (ENTER) + 0 (TEST) + # (ENTER) SYSTEM MUST BE DISARMED. THE TEST MODE WILL LAST APPROXIMATELY 10 MINUTES. SYSTEM WON'T TEST IF THERE IS A SPECIAL PROGRAM AS A 24 HOUR ZONE
KEYPAD FIRE:	FIRE + FIRE
KEYPAD MEDICAL:	MEDIC + MEDIC
KEYPAD EMERGENCY:	EMERG + EMERG
QUICK ARM PERIMETER:	1 (HOME) HOLD FOR 2 BEEPS
QUICK ARM PERIMETER + INTERIOR:	2 (ALL) HOLD FOR 2 BEEPS
QUICK ENABLING INTERIOR A:	4 (INT A) HOLD FOR 2 BEEPS
QUICK ENABLING INTERIOR B:	5 (INT B) HOLD FOR 2 BEEPS
QUICK ENABLING INSTANT:	6 (INST) HOLD FOR 2 BEEPS
QUICK ENABLING CHIME:	7 (CHIME) HOLD FOR 2 BEEPS
ENABLING/DISABLING KEYPAD QUIET MODE:	CODE + # (ENTER) + 3 (OFF) HOLD FOR 2 BEEPS + # (ENTER)
SYSTEM STATUS:	# (ENTER) HOLD FOR 2 BEEPS
BYPASSING ZONE WITH CHIME:	SYSTEM MUST BE DISARMED CODE + # (ENTER) + 8 (BYP) + ZONE NUMBER + # (ENTER)
BRING BYPASSED ZONE BACK INTO CHIME:	CODE + # (ENTER) + 8 (BYP) + 0 (TEST) + # (ENTER)
ADD TEMPORARY PHONE NUMBER:	CODE + # (ENTER) + 0 (TEST) + 3 (OFF) + TEMPORARY PHONE NUMBER (10 DIGITS) + # (ENTER)
CONFIRM TEMPORARY PHONE NUMBER:	CODE + # (ENTER) + 0 (TEST) + 3 (OFF) + # (ENTER)
ADDING/CHANGING A SECOND TEMPORARY CODE:	CODE + # (ENTER) + 0 (TEST) + 9 (CODE) + SECOND TEMPORARY CODE (2-10 DIGITS) + # (ENTER)

**DURESS CODE:**  
LAST DIGIT OF YOUR CODE INCREASED BY  
ONE. EXAMPLE:

REGULAR CODE: 1234  
DURESS CODE: 1235

**SET TIME/DATE:**

**TIMECLOCK/SCHEDULES:**

**MULTIPLE AREA PROTECTION:**

### **LCD KEYPAD**

**ENABLE/DISABLE CUSTOM CODE FOR KEYPAD:**

**ENABLE/DISABLE AUTO-EXECUTE:**

**COMMUNICATE BETWEEN KEYPADS:**

**LISTEN TO KEYPAD:**

**INTERCOM (TALK):**

**INTERCOM (LISTEN):**

**EXIT INTERCOM:**

**DURESS CODE + # (ENTER)**

**CODE + # (ENTER) + 0 (TEST) + 7 (CHIME) +  
HOUR (MILITARY) + MINUTES (00-59) +  
MONTH (00-12) + DATE (0-31) + YEAR (4  
DIGITS) + # (ENTER)**

**CODE + # (ENTER) + 0 (TEST) + 7 (CHIME) +  
HOUR (MILITARY) + MINUTES (00-59) +  
# (ENTER)**

**CODE + # (ENTER) + 0 (TEST) + 8 (BYPASS) +  
2 (ALL) FOR AREA B OR 3 (OFF) FOR AREA  
C + # (ENTER)**

**CTRL A**

**AUTO-EXECUTE CODE + # (ENTER)**

**TALK + KEYPAD NUMBER + # (ENTER)**



**LISTEN**

**TALK + # (ENTER)**

**LISTEN + # (ENTER)**

**# (CLR)**


**OUTSIDE KEYPAD (OAT)**



FIRST INDICATOR LIGHT:  
SECOND INDICATOR LIGHT:  
  
THIRD INDICATOR LIGHT:  
FOURTH INDICATOR LIGHT:  
  
SECOND INDICATOR LIGHT IS FLASHING:

SYSTEM IS ARMED  
SYSTEM IS READY TO BE ARMED. ALL  
ZONES SECURED  
INTERIOR PROTECTION ENABLE  
PROGRAMMABLE FUNCTION ASSIGNED  
IS ENABLE  
ALARM ACTIVATION HAS OCCURRED.

**MAIN PANEL**



**ON/OFF SWITCH:**

**MAJORITY ARE RED, OCCASIONALLY THEY ARE BLACK**